

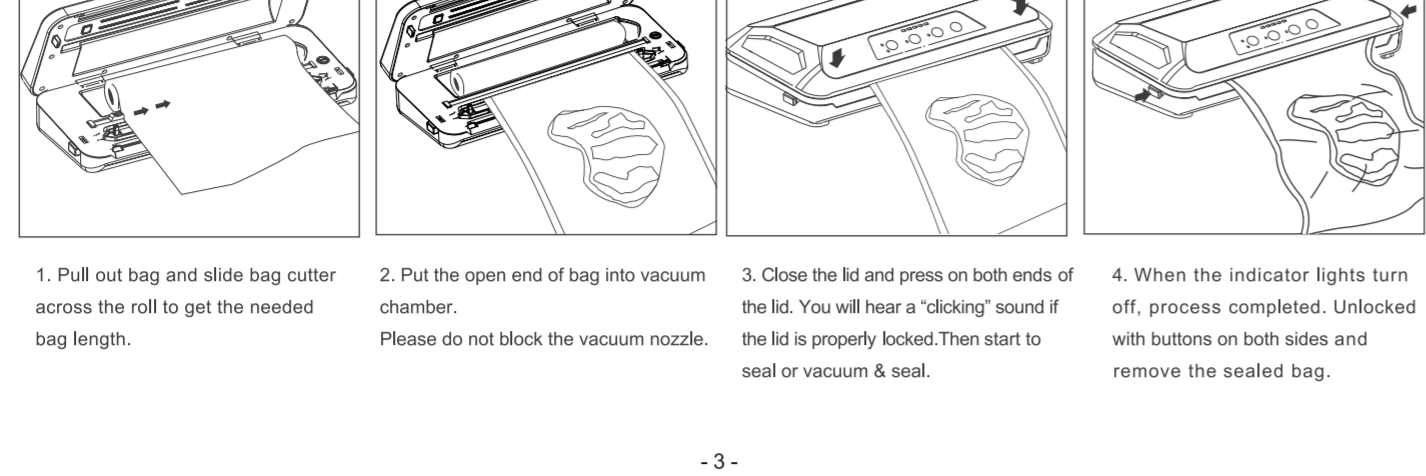
210mm

94mm

GARANTIE UND KUNDENDIENST:

La garantie est valide en fonction de la production et des dommages causés. 2 Mois après une garantie de 12 mois pour le matériel et de 24 mois pour le produit original.

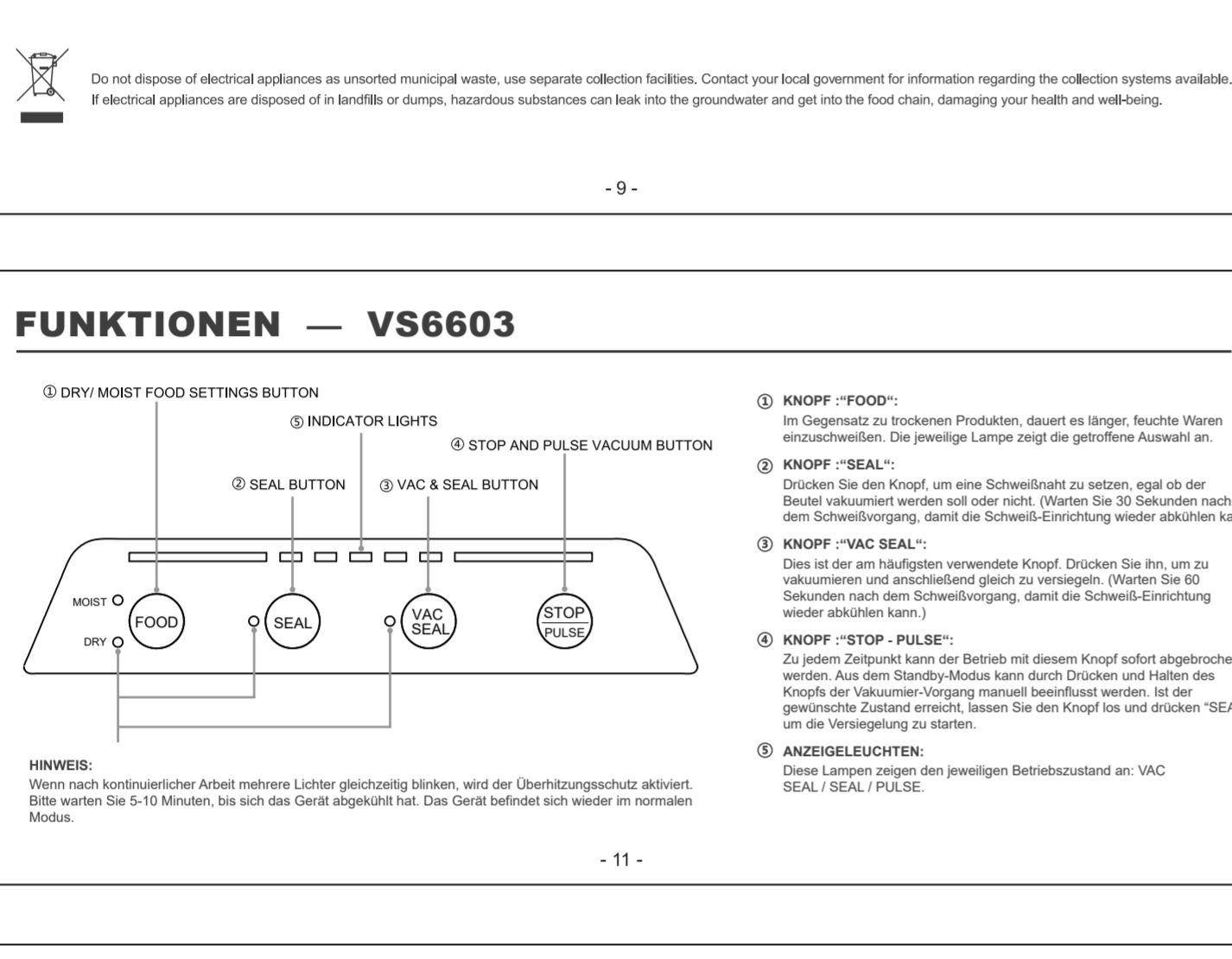
Contactez: E-Mail: support@topprime.com Web: www.topprime.com



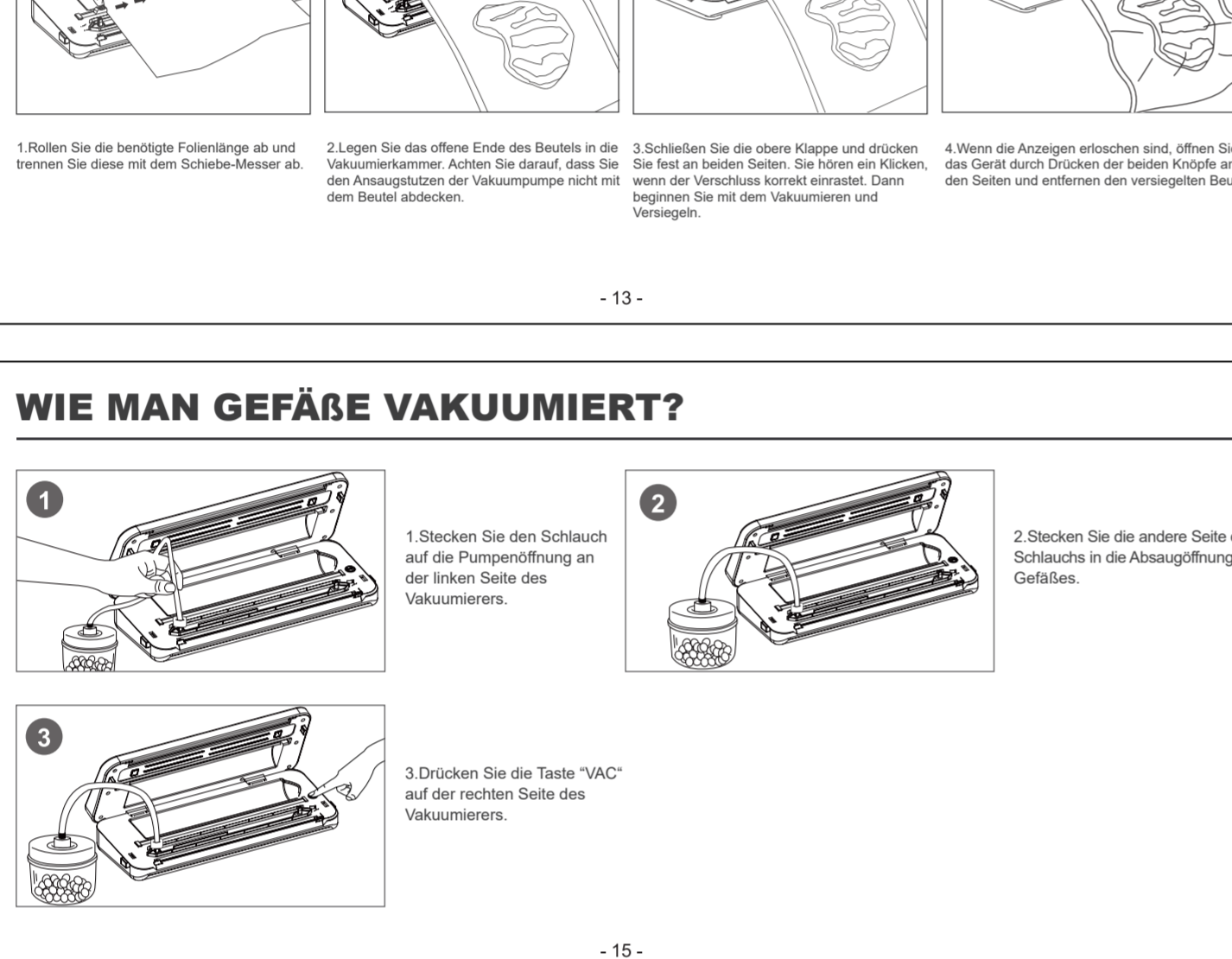
FUNCTIONS — VS6603

DRY HOT FOOD SETTINGS BUTTON: Press this button to enter the bag in vacuum or not. VAC & SEAL BUTTON: Press this button to start the vacuum cycle. STOP AND PULSE VACUUM BUTTON: Press this button to stop the vacuum cycle.

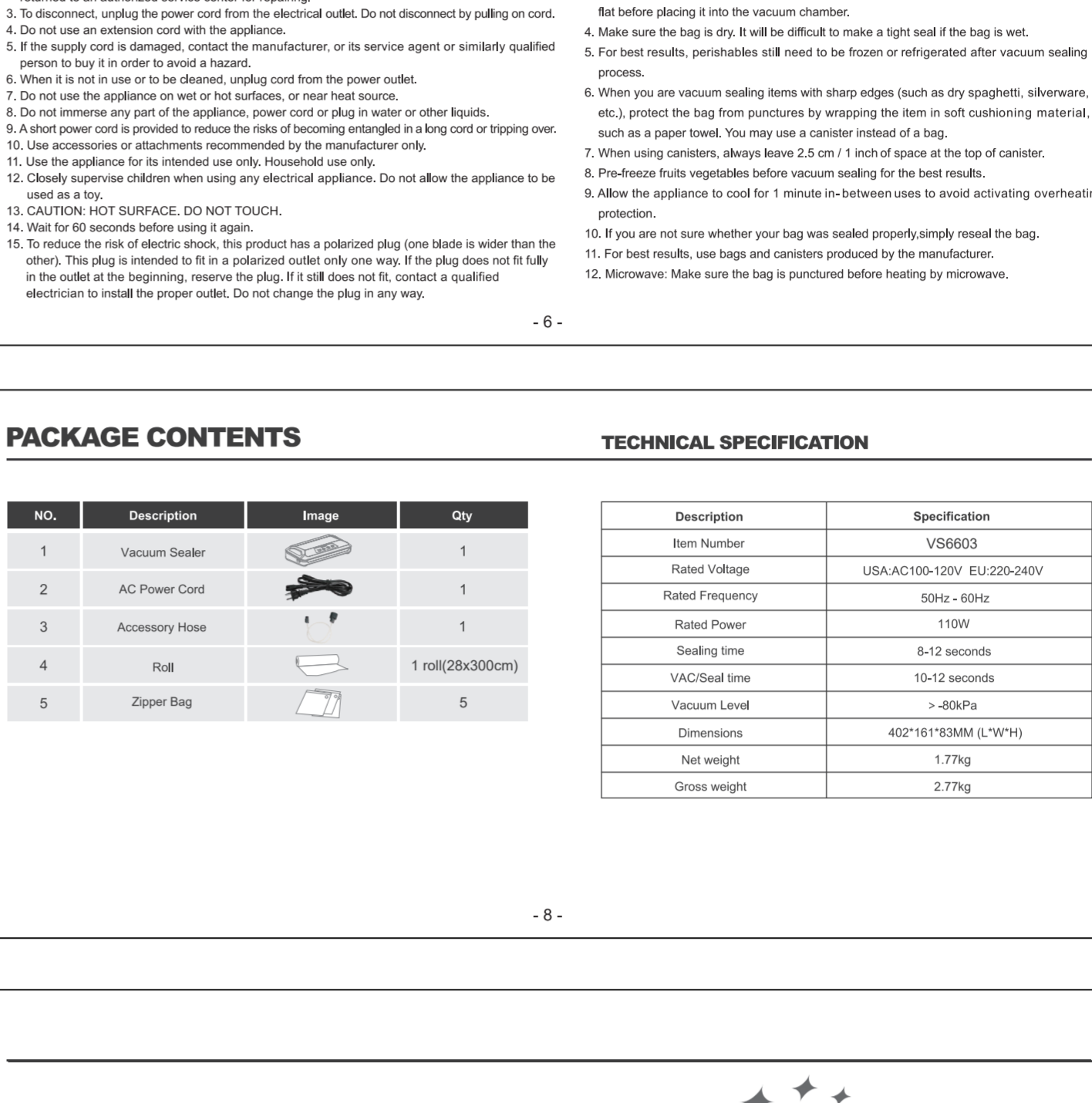
OPERATION MANUAL — VS6603



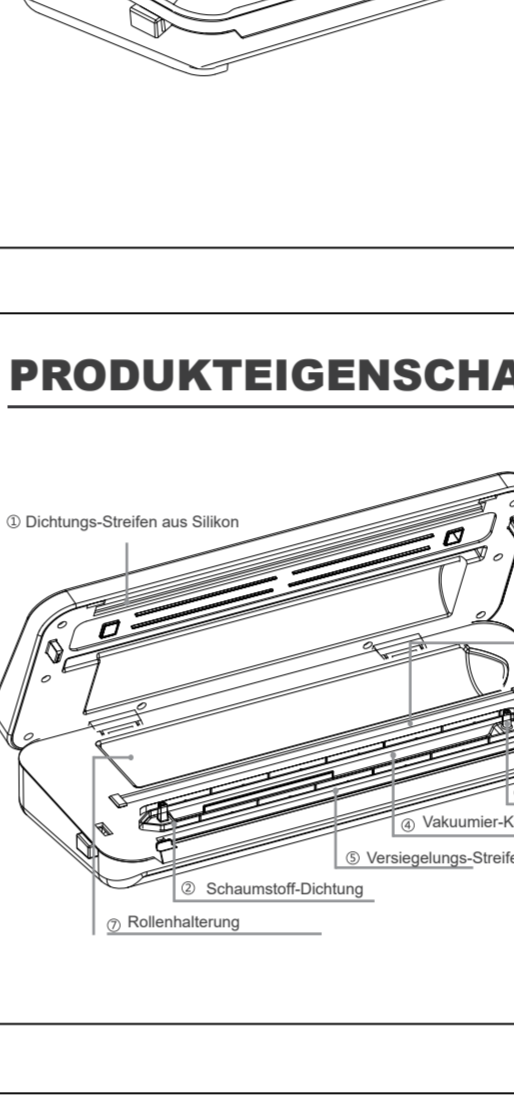
HOW TO VACUUM SEAL YOUR CONTAINERS?



PRODUCT FEATURES — VS6603



TIPS ON BAG/ROLL CUTTER



TROUBLESHOOTING

Nothing happens when the power cord is plugged into the appliance. Make sure the power cord is not damaged. Check the power cord and the electrical outlet and appliance.

CLEANING AND MAINTENANCE

Unplug the appliance before cleaning. Wipe the roller surface with a dry cloth. Do not immerse the appliance in water or other liquids. Do not clean the appliance with abrasive cleaning agent.

STORAGE GUIDE

Table with 3 columns: In the Refrigerator (0-4°C), Normal Storage (0°C), Storage Life with Dry Ice (-78°C). Rows include Meat, Seafood, Cooked Meat, Vegetables, Eggs, Fruit, and various types of Flour.

IMPORTANT SAFETY NOTICE & TIPS

Please read the user manual carefully before using and follow the safety instructions. Do not use the appliance with a damaged power cord or plug. Do not use the appliance if the power cord is damaged.

HELPFUL HINTS

Do not overfill the bag. Always leave at least 7.5 cm (3 in.) between bag contents and the top of the bag. Do not use the appliance to vacuum seal flammable or explosive materials.

Warranty and Service

The warranty is limited to product defects and damage caused before use. If you are not satisfied with your purchase, please give us a chance to make it right. We are most appreciated that our customers could contact us directly before they have any issues.

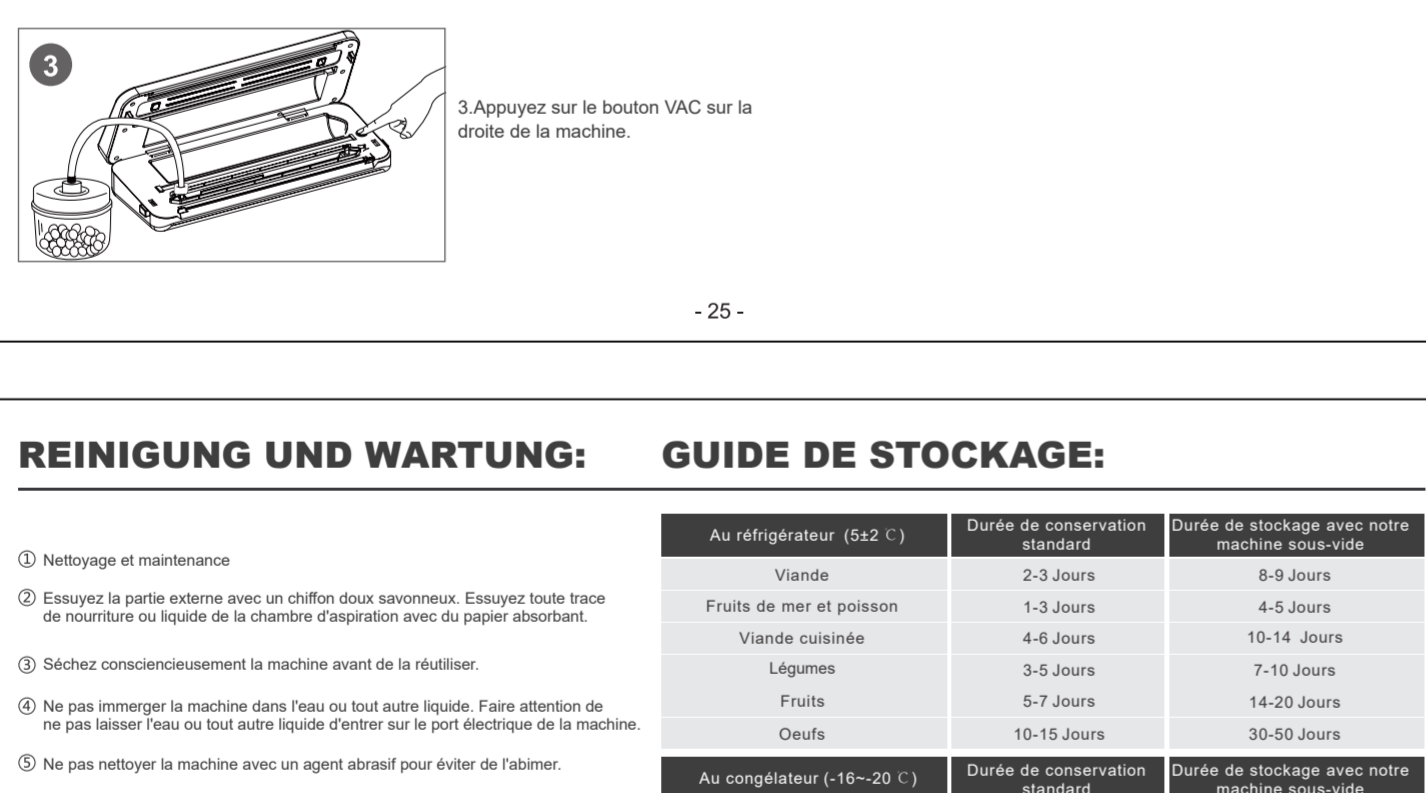
PACKAGE CONTENTS

Table with 4 columns: No., Description, Image, Qty. Items include Vacuum Sealer, Control Extension Cord, Accessory Button, Roll, and Zipper Bag.

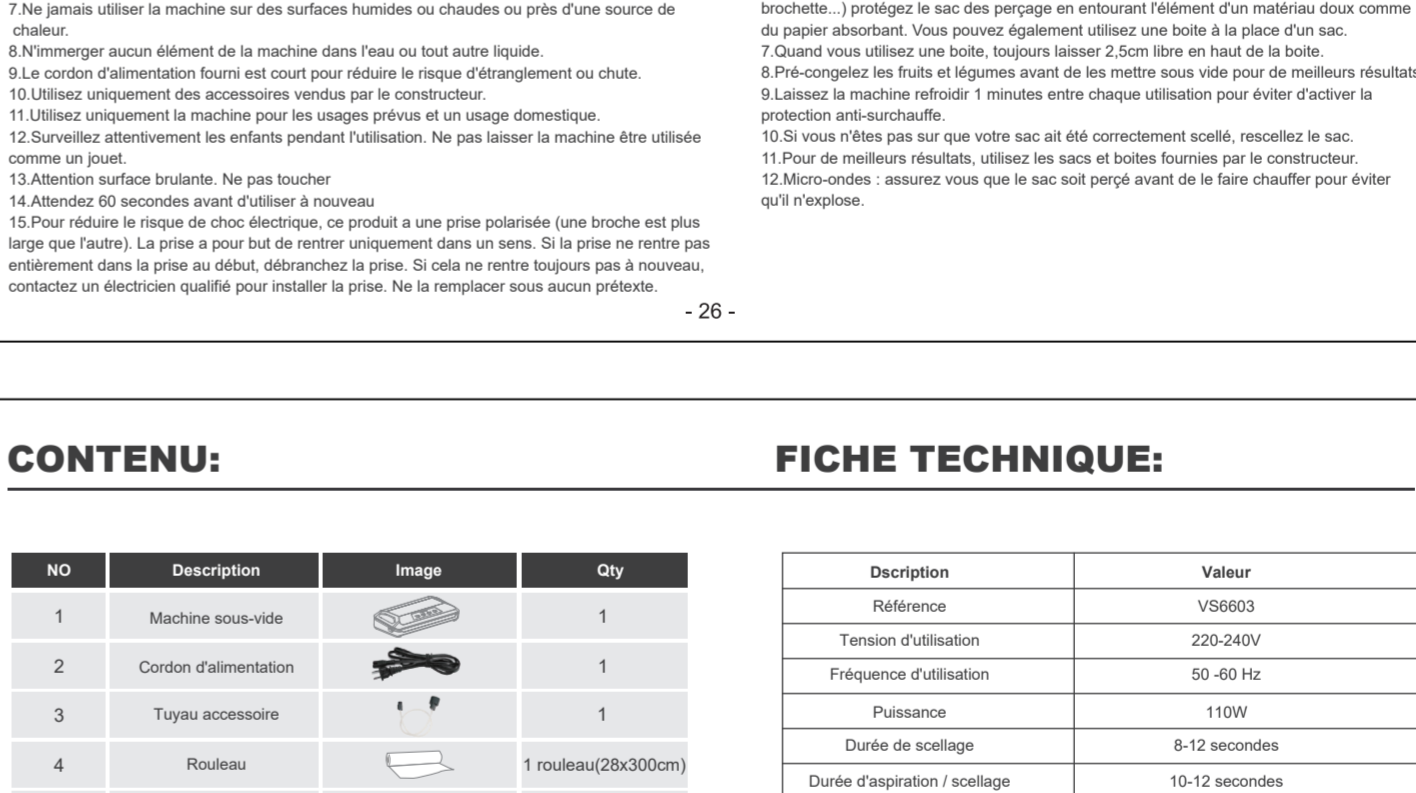
TECHNICAL SPECIFICATION

Table with 2 columns: Description, Specification. Includes details like Rated Voltage (220-240V), Rated Power (150W), Sealing Time (8-12 seconds), and Dimensions.

PRODUKTEIGENSCHAFTEN - VS6603



PRODUKTEIGENSCHAFTEN - VS6603



WIE MAN GEFÄßE VAKUUIERT?



WICHTIGE SICHERHEITSHINWEISE UND -TIPPS:

Bitte studieren Sie die Bedienungsanleitung gründlich und folgen Sie den darin enthaltenen Anweisungen. Verwenden Sie das Gerät nicht, wenn das Stromkabel oder das Netzteil beschädigt ist.

REINIGUNG UND WARTUNG:

Vor der Reinigung ziehen Sie den Netzstecker aus der Steckdose. Reinigen Sie die Außenfläche des Deckels mit einem weichen, leicht angefeuchteten Tuch. Verwenden Sie kein Scheuermittel oder Flüssigseife.

LAGERZEITEN:

Table with 3 columns: In the Refrigerator (0-4°C), Normal Storage (0°C), Storage Life with Dry Ice (-78°C). Rows include Meat, Seafood, Cooked Meat, Vegetables, Eggs, Fruit, and various types of Flour.

LIEFERUMFANG:

Table with 4 columns: Nummer, Beschreibung, Bild, Anzahl. Items include Netzeinsteckgerät, Verlängerungskabel, Zubehör-Zubehör, Informationskarte, and Zipper-Bag.

TECHNISCHE SPEZIFIKATIONEN:

Table with 2 columns: Beschreibung, Spezifikation. Includes details like Leistungsaufnahme, Sealdauer, and Abmessungen.

GARANTIE ET SERVICE:

La garantie est valide en fonction de la production et des dommages causés. 2 Mois après une garantie de 12 mois pour le matériel et de 24 mois pour le produit original.

DETAILS DU PRODUIT - VS6603



MODE OPÉRATEUR - VS6603



ASTUCE SUR LES ROLLESCNEIDER: DÉPANNAGE:



COMME VIDER L'AIR DE VOS CONTAINERS?



NOTE DE SÉCURITÉ IMPORTANTE: AIDE:

NE PAS LIRE ATTENTIVEMENT LE MANUEL D'UTILISATION AVANT D'UTILISER LA MACHINE ET SUIVRE LES INSTRUCTIONS DE SÉCURITÉ. Ne pas utiliser l'appareil si le câble d'alimentation ou le câble est endommagé.

REINIGUNG UND WARTUNG:

Vor der Reinigung ziehen Sie den Netzstecker aus der Steckdose. Reinigen Sie die Außenfläche des Deckels mit einem weichen, leicht angefeuchteten Tuch.

GUIDE DE STOCKAGE:

Table with 3 columns: In the Refrigerator (0-4°C), Normal Storage (0°C), Storage Life with Dry Ice (-78°C). Rows include Meat, Seafood, Cooked Meat, Vegetables, Eggs, Fruit, and various types of Flour.

CONTENU:

Table with 4 columns: No., Description, Image, Qty. Items include Netzeinsteckgerät, Verlängerungskabel, Zubehör-Zubehör, Informationskarte, and Zipper-Bag.

FICHE TECHNIQUE:

Table with 2 columns: Description, Valeur. Includes details like Tension d'alimentation, Puissance, Dimensions, and Dimensions.